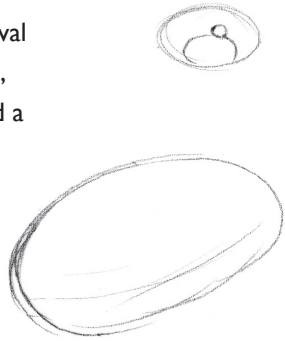
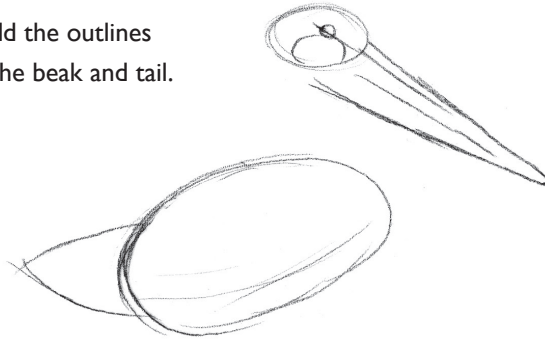



1. Draw the basic oval shapes for the head, cheek and body and a circle for the eye.



2. Add the outlines for the beak and tail.




3. Add the outlines for the neck and legs.




4. Add the outlines for the wings - you can make them larger if you like.



5. Now add your feathery details. Note, the feathers on the tips of the wings are kind of like fingers.



Drawing is a matter of finding the basic shapes and adding the details.



Warna Manda Baby Earth Walk - Pelican

By Susan Betts and Mandy Foot. Published by Little Book Press for Raising Literacy Australia 2021.

